

IFU of MAISCAN SAFE™ CLIP

Safety I.V. CANNULA without Injection Port & with Wings Manufactured by Mais India Medical Devices Pvt. Ltd.

Intended Use :

I.V. Cannula / Catheter with safety feature is a device for access to the human circulatory system for introduction of fluids or medicament and/or withdrawal of blood samples.

Materials Used :

Polypropylene, Polyoxymethylene, FEP / PUR / PTFE (Fluorinated Ethylene Propylene / Polyurethane / Polytetrafluoroethylene), Stainless Steel, High-density Polyethylene (HDPE), Linear Low-Density Polyethylene (LLDPE), (BaSO₄)

Indications:

- Infusion of I.V. Solutions.
- Intermittent intravenous drugs administration.

Contra-indications:

- Product should not be used on patients with known hypersensitivity to any of the materials used.
- Administration of high viscous fluids.
- Large blood transfusions.

Instructions for use:

- Sanitize your hands using alcohol cleanser.
- Position the arm so that it is comfortable for the patient and identify a vein.
- Apply the tourniquet.
- Locate an accessible (visible) and suitable peripheral vein and confirm by palpation.
- Re-check the vein.
- Put on your gloves, clean the patient's skin with an alcohol wipe and let it dry.
- Select a suitable size of I.V. Cannula / Catheter with safety feature based on patient's age group at the discretion of a Qualified doctor or a paramedic. Visually inspect the packaging to ensure its integrity.
- Remove the cannula from its packaging and remove the needle cover ensuring not to touch the needle.
- Do not touch the catheter.
- Hold the I.V. Cannula/ Catheter with safety feature at body and needle hub projection.
- Insert the needle, bevel upwards at low angle. Upon primary flashback lower the angle almost parallel to the skin (If you are a current user, you will see flashback a little later in flashback chamber).

- Advance the cannula slightly, 2 to 3 mm, to ensure the cannula tip is in the vein.
- Stabilize the cannula.
- Hold the I.V. Cannula/Catheter with safety feature properly/firmly at Catheter Hub with one hand & with the other hand withdraw the needle back 2 to 3 mm with prompt continuous motion parallel to the skin, ensuring that the catheter hub does not come out from the vein while the needle is being retracted from the Catheter Hub.
- Secondary flashback between the needle and cannula will confirm correct placement in the vein.
- Advance the cannula completely into the vein.
- Release the tourniquet, apply pressure to the vein at the tip of the cannula and remove the needle fully by pressing the vein at the insertion point with the help of the index finger of the other hand to stop the blood loss.
- The Safety clip automatically covers the needle tip when needle is removed from the Catheter Hub.
- Apply taping over the wings of the cannula at the insertion site of the skin.
- Remove the threaded stopper from the needle and put it at the end of the cannula.
- Carefully dispose of the needle in a sharps bin.
- Connect to other infusion devices (as appropriate).
- Apply a sterile dressing to the cannula to fix it in place.

Medical conditions:

- To read "instruction for use" carefully before use of the product.
- The use of the product is restricted to a qualified doctor or a paramedic staff.

Warnings:

- The use of this product is restricted to a qualified doctor or a paramedic.
- Read instructions before use.
- MAIS INDIA disclaims any responsibility for possible consequences resulting from improper use.
- The product should not be reprocessed.
- Visually inspect and carefully check the product and packaging before use.
- Improper transport and handling may cause structural and/or functional damage to device or its packaging.
- The product is non-toxic, sterile & non-pyrogenic.
- Do not clean or re-sterilize. For single use only. Discard after use.
- Re-use of single-use devices creates a potential risk (i.e. bloodstream infection) of patient or user.
- If the device is reused, then it may cause a bacterial infection in patient, and also may lead to contamination and/or impairment of functional capability, which may in turn lead to patient injury.
- After withdrawal, do not reintroduce the steel needle into the catheter, as the latter may be cut off, leading to catheter embolism.

- If there is any change in expected performance of the device or in case of any malfunction, the device should be immediately removed & sent back to supplier for an investigation to be conducted.
- Store in a cool & dry place.
- Do not expose to heat or direct sunlight.
- The product should be used immediately after its packaging is opened.

Cautions:

- Never try to reinsert a partially or completely withdrawn needle. Discard the partially or completely withdrawn needle and use a new device.
- In case of non-detection of flashback, seems to be failure Veni puncher, remove the cannula and dispose as per hospital norms and re-try with new device instead of the used one.
- Do not use if the packaging is damaged.
- Discard after single use.

Target Age Group: For All age groups.

















Duration of Contact of Device: Up to 72 Hours for best performance.









Storage Conditions:

Store in a Cool & Dry Place.
Keep away from sunlight.
Temperature: +10°C to +40°C.

Device Life: 05 Years

Explanation of symbols used:

Symbols	Title of the Symbol	Symbols	Title of the Symbol
	Consult instructions for use (Indicates the need for the user to consult the instructions for use)		CE Mark (CE Marking with Notified Body Number)
	Caution (To indicate that caution is necessary when operating the device or control close to where the symbol is placed, or to indicate that the current situation needs operator awareness or operator action in order to avoid undesirable consequences.)		Manufacturer (Indicates the medical device manufacturer) Manufacturing Unit: 525P, Sector-37, Pace City II, Gurgaon, Haryana-122001, India. Contact Details: +91 8527589990 Fax No.: 0124 404 7533 Email ID: info@maisindia.com Website:www.maisindia.com
	Sterilized using ethylene oxide (Indicates a medical device that has been sterilized using ethylene oxide)		Reference number (Indicates the manufacturer's catalogue number so that the medical device can be identified)
	Single sterile barrier system (Indicates a single sterile barrier system)		Batch Number (Indicates the manufacturer's batch number so that the batch or lot can be identified)
	Do not re-sterilize (Indicates a medical device that is not to be re-sterilized)		Date of manufacture (Indicates the date when the medical device was manufactured)
	Do not re-use (Indicates a medical device that is intended for one single use only)		Use-by date (Indicates the date after which the medical device is not to be used)
	Do not use if packaging is damaged and consult instructions for use. (Indicates a medical device that should not be used if its packaging has been damaged or opened, and that the user should consult the instructions for use for additional information)		Authorized representative in the European Union / European Community (Indicates the authorized representative in the European Union / European Community OBELIS S.A. Boulevard Général Wahis 53, 1030 Brussels, Belgium Contact Number: +32(2)73 25 954 Email ID: regulatory@obelis.net Website: www.obelis.net
	Keep dry (Indicates a medical device that needs to be protected from moisture)		Keep away from sunlight (Indicates a medical device that needs protection from light sources)

Symbols	Title of the Symbol	Symbols	Title of the Symbol
	Non-pyrogenic (Indicates a medical device that is non- pyrogenic)		Country of manufacture (To identify the country of manufacture of products)
	Unique Device Identifier (Indicates a carrier that contains Unique Device Identifier information)		Medical device (Indicates the item is a medical device)
	Latex free (Indicates a medical device that is Latex free)		Temperature limit (Indicates the temperature limits to which the medical device can be safely exposed.
	This way up		Fragile, handle with care (Indicates a medical device that can be broken or damaged if not handled carefully)

CE 0123

EU REP Obelis S.A.
Boulevard Général Wahis 53, 1030 Brussels, Belgium.

Manufactured by:
Mais India Medical Devices Pvt. Ltd.
525-P, Sector-37, Pace City-II,
Gurgaon, Haryana-122001 (INDIA)
Mfg. Lic. No.: MFG/MD/2019/000037